



FRUITCOTE

FEATURES	BENEFITS
Low dust (DF) Dry flowable formulation	Easy-to-use & OH&S friendly
Small particle size	Leading to better coverage on the plant surface and greater availability of metiram for superior protection against a range of diseases in various crops
Uniform particle size	Low risk of crop phyto and russeting
M3 Fungicide	Multisite protectant fungicide for resistance management
Active constituent is Metiram	Alternative to Mancozeb

FINE PARTICLE SIZE = EXCELLENT COVERAGE = SUPERIOR PROTECTION

Protectant Fungicides: How do they work?

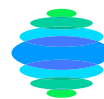
All protectant fungicides rely on excellent coverage and tenacity in order to optimise fungicidal value. Particle size (microns) is a key feature which determines coverage, ultimately determining effectiveness and fungicidal value.



Fruitcote mixing with no agitation.

DIFFERENCES BETWEEN FRUITCOTE AND OTHER PRODUCTS:

- FRUITCOTE has a much lower russet risk to apples compared to alternative products.
- FRUITCOTE withholding period is significantly lower than other available products.
- FRUITCOTE is an easy to use, easy to mix formula, with faster mixing times than others.
- FRUITCOTE is a cost effective, high quality product and is suited to most application mediums.



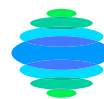
Active Constituent	700 g/kg METIRAM
Formulation	Dry Flowable (DF)
Resistance Group	Group M3 Fungicide
Pack Sizes	15kg

DIRECTIONS OF USE

RATE In the following table, all rates are given for dilute spraying. For concentrate spraying, refer to the Application section.					CRITICAL COMMENTS For all uses in this Tree Crop table: Apply by dilute or concentrate spraying equipment. Apply the same total amount of product to the target crop whether applying this product by dilute or concentrate spraying methods.
CROP	DISEASE	STATE	RATE	WHP	
Apples	Alternaria leaf blotch and Alternaria fruit spot (caused by Alternaria spp.)	All States	175 g/100L	14 days	Application should begin after blossom and during early development. This prevents infection occurring. Apply every 7-14 days, depending on the weather. Use the shorter spray interval when weather conditions favour disease development. Apply as a foliar spray using air blast sprayers or equivalent application equipment.
Pome fruits (Apples, Pears)	Apple scab (Black spot) (Venturia inaequalis) Bitter rot Fly speck Pear scab Ripe fruit spot Sooty blotch Target spot	All States	Dilute Spray 150 -200 g/100 L Concentrate Spray Refer to the "Application" section	14 days	Apply after early copper sprays and repeat every 7 to 14 days or as recommended in local Department of Agriculture schedules. Use the higher rate and the shorter spray interval when weather conditions favour disease development. Apply by dilute or concentrate spraying equipment. Apply the same total amount of product to the target crop whether applying this product by dilute or concentrate spraying methods. NOTE: Fruitcote Fungicide is not compatible with integrated mite control programs (IMCP) using the predatory mite Typhlodromus pyri.
Grapevines	Black spot (Elsinoe ampelina) Downy mildew (Plasmopara viticola)	All States	Dilute spray 200g/100 L Concentrate Spray Refer to the "Application" section	14 days	Apply at bud burst as first spray only if carryover expected, then two weeks after bud burst or as disease pressure requires. Apply by dilute or concentrate spraying equipment. Apply the same total amount of product to the target crop whether applying this product by dilute or concentrate spraying methods.
	Phomopsis cane and leaf spot		Dilute spray 150-200 g/100 L Concentrate Spray Refer to the "Application" section		Apply at bud burst and then repeat 7-10 days later.
Mangoes	Anthrachnose (Colletotrichum gloeosporioides)	All States	200g/100 L	1 day	Apply at weekly intervals during flowering and then at monthly intervals until near harvest.
Stone fruit	Rust	All States	150 g/100 L	14 days	Apply at petal fall, shuck fall, then 4 weeks after shuck fall. For late varieties, apply a further spray in mid December. In WA only, apply the first spray at petal fall, the second spray 4 weeks later and the third spray a further 4 weeks later.
	Shothole				Apply the first spray at petal fall, followed by three further applications at 10 to 14 day intervals. In WA only, apply the first spray at pink bud, then petal fall, followed by three further applications at 10 to 14 day intervals.

NON TREE & VINE CROPS

CROP	DISEASE	STATE	RATE	WHP	CRITICAL COMMENTS
Asparagus	Rust (Puccinia spp.)	Qld, Vic, Tas, SA, WA only	High Volume: 200-300g/100 L Low Volume: 22-3.5kg/ha	7 days	Begin application when disease first becomes apparent, and repeat at 7 to 10 day intervals. Use the higher rate and the shorter spray interval when weather conditions favour disease development.
Bananas	Leaf spot (Mycosphaerella musicola)	All States	200g/100L plus spray oil (used according to its label directions) or 22-4.5kg/ha plus spray oil (used according to its label directions)	-	Use only on bagged bananas Apply when weather conditions favour disease outbreak. Repeat treatments in accordance with locally recommended spray schedules. Use sufficient water to ensure good coverage. Choose a spray oil appropriate or recommended on bananas. NSW: Ground Application: Apply at 3 week intervals from December or January until May. South Qld: Apply at 3 week intervals from December or January until May. Nth Qld and NT: Apply every 2 weeks during the wet season. Extend to 3 weeks after this and then to 4-5 weeks during drier months returning to 3 weeks prior to the next wet season.
	Black pit Cordana leaf spot Fruit speckle Leaf spot		200g/100L or 2.2kg/ha	-	For concentrate spraying misters, refer to Concentrate Spraying under Application to determine appropriate rate.



Beans	Rust (Uromyces appendiculatus) , Anthraxnose (Colletotrichum lindemuthianum)	All States	High Volume: 200-300g/100 L Low Volume: 2.2- 3.5kg/ha	7 days	Begin application when disease first becomes apparent, and repeat at 7 to 10 day intervals. Use the higher rate and the shorter spray interval when weather conditions favour disease development.
Cabbages, Cauliflowers, Brussels sprouts, Broccoli	Downymildew (Peronospora parasitica)	All States	High Volume: 200-300g/100 L	7 days	Begin application when disease first becomes apparent, and repeat at 7 to 10 day intervals. Add a non-ionic surfactant at label rates. Use the higher rate and the shorter spray interval when weather conditions favour disease development.
	Ring spot (Mycosphaerella brassicicola)	Qld, Vic, Tas, SA, WA only	Low Volume: 2.2- 3.5kg/ha		
Capsicum, Eggplant, peppers	Alternaria leaf spot Cercospora leaf spot	All States	2-3 kg/ha	14 days	Apply when disease symptoms first appear and then repeat at 7-10 day intervals. Use the higher rate and shorter spray interval during weather conditions
Carrots	Cercospora leaf spot (Cercospora carotae), Alternaria leaf spot (Alternaria spp.)	All States	High Volume: 200g/100 L Low Volume: 2.2kg/ha	7 days	Begin application when disease first becomes apparent and repeat at weekly intervals.
Celery	Early blight (Cercospora apii), late blight (Septoria apiicola)	Qld, NSW, Vic, Tas, WA only		2 days	Begin application when disease first becomes apparent and repeat at weekly intervals
Cucumbers	Downy mildew Pseudoperonospora cubensis), Gummy stem blight (Didymella bryoniae)	All States		2 days	Begin application when disease first becomes apparent, and repeat at weekly intervals. Spray both sides of leaves. Add a non-ionic surfactant at label rates.
Other cucurbits				7 days	
Lettuce	Downy mildew (Bremia lactucae)	All States		7 days	Apply when disease symptoms first appear and then repeat at 7 to 10 day intervals.
	Septoria (Septoria lactucae)	NSW, Vic, Tas, SA, WA only			
Bulb onions and Garlic	Downy mildew Purple blotch	All States	2.2-3.5kg/ha	7 days	Apply when disease symptoms first appear and then repeat at 7-10 day intervals. Use the higher rate and shorter spray interval during weather conditions favourable to disease development.
Poppies	Downy mildew	All States	2.5 kg/ha	7 weeks	Apply as protectant spray when weather conditions favour disease development. Repeat spray at 14 day intervals if conditions persist.
Potatoes	Early blight (target spot, Alternaria solani), Late blight (Irish blight, Phytophthora infestans)	All States	High Volume: 150-200g/100 L Low Volume: 1.7-2.5 kg/ha	7 days	Apply when disease symptoms first appear and then repeat every 7-10 days. Use the higher rate and the shorter spray interval when weather conditions favour disease development. If overhead irrigation is used apply immediately following irrigation.
Broadbeans Faba beans	Ascochyta blight Chocolate spot Rust Cercospora	All States	1.0-2.2 kg/ha	6 weeks (Harvest) and 21 days (Grazing)	Spray when leaves, flowers or pods show first signs of infection and weather conditions are likely to remain humid or wet and favour disease development. If disease pressure is severe and conditions favour spread of disease, repeat sprays at 2-3 weeks to protect new and developing pods. Use high rate for dense crops and if disease is severe. Repeat more frequently if severe disease persists. For improved coverage add a registered surfactant at 10- 20mL/100L of spray.
Chickpeas	Ascochyta blight Botrytis grey mould				
Field peas	Ascochyta blight Black spot Botrytis grey mould Rust				
Lentils and vetch	Ascochyta blight Botrytis grey mould Rust				
Tobacco	Blue mould (Peronospora hyoscyami)	Qld, NSW, Vic, WA only	High Volume: 200-250g/100 L	-	Apply as a complete cover spray at weekly intervals.
	Brown spot (Alternaria spp.) , Frog-eye leaf spot (Cercospora nicotianae)	Qld, WA only	Low Volume: 2.2-2.7kg/ha	-	Apply when disease symptoms first appear. Repeat every 7-10 days as required. Use the higher rate and the shorter spray interval during weather conditions favourable to disease development.
Tomatoes	Early blight (target spot, Alternaria solani) , Septoria (Septoria lycopersici)	All States	High Volume: 150-200 g/100 L Low Volume: 2-3 kg/ha	14 days	Apply when disease symptoms first appear. Repeat every 7-10 days as required. Use the higher rate and the shorter spray interval during weather conditions favourable to disease development.
	Late blight (Irish blight), (Phytophthora infestans)	All States (not ACT or NT)			

NOT TO BE USED FOR ANY PURPOSE, OR IN ANY MANNER, CONTRARY TO THIS LABEL UNLESS AUTHORISED UNDER APPROPRIATE LEGISLATION.

WITHHOLDING PERIODS (WHP):

MANGOES DO NOT HARVEST FOR 1 DAY AFTER APPLICATION.

CELERY, CUCUMBERS DO NOT HARVEST FOR 2 DAYS AFTER APPLICATION.

POTATOES DO NOT HARVEST FOR 7 DAYS AFTER APPLICATION OTHER CUCURBITS AND OTHER VEGETABLES (THIS INCLUDES ONIONS) DO NOT HARVEST FOR 7 DAYS AFTER APPLICATION.

POME FRUIT, STONE FRUIT, CAPSICUM, EGGPLANT, PEPPERS, TOMATOES AND GRAPEVINES DO NOT HARVEST FOR 14 DAYS AFTER APPLICATION.





POPPIES: DO NOT HARVEST FOR 7 WEEKS AFTER APPLICATION

PULSES: DO NOT HARVEST FOR 6 WEEKS AFTER APPLICATION

DO NOT GRAZE OR CUT FOR STOCKFOOD FOR 21 DAYS AFTER APPLICATION.

BANANAS, TOBACCO: NOT REQUIRED WHEN USED AS DIRECTED.

FRUITCOTE COMPATIBILITY

ACTIVE INGREDIENT	BRAND NAME	COMPATIBILITY
Dithianon	Dinon	
Mancozeb	Fortuna Globe	
Mancozeb + metalaxyl	Metman	
Myclobutanil	Myclonil, Stamina	
Sulphur	Nimbus	

NB: Mixtures with more than one product may not be compatible and should be checked in a jar test first. Physical compatibility does not guarantee biological compatibility.